

255

**HIGH
STREET**
GUILDFORD
GU1 3BS

Fully fitted
options from
2,763<sup>SQ
FT</sup>
to whole floor of
8,486<sup>SQ
FT</sup>

255highstreet.com

Neighbouring
Harbour Hotel
provides corporates
rates, extensive
conference
facilities & gym
& spa



R

P

T

Co-op

Welcome to High Street's Co-op

Co-op

Co-op


CONTEMPORARY, DESIGN LED OFFICE SPACE

FOR YOUR
NEW WAY OF
WORKING

**5,589 SQ FT OF PERFECTLY POSITIONED BUSINESS
SPACE DESIGNED WITH THE OCCUPIER IN MIND**



**VRF HEATING
AND COOLING**



**ENERGY EFFICIENT
LED LIGHTING**



**FRESH AIR
VENTILATION**



**9 SECURE CAR
PARKING SPACES**




**FITTED OFFICE SPACE
READY TO OCCUPY**



1 PERSON PER 8M²



**TWO FEATURE
TERRACES**



**CONTEMPORARY
EXPOSED STRUCTURE
AND SERVICES**



**BREEAM RATING
OF "VERY GOOD"**

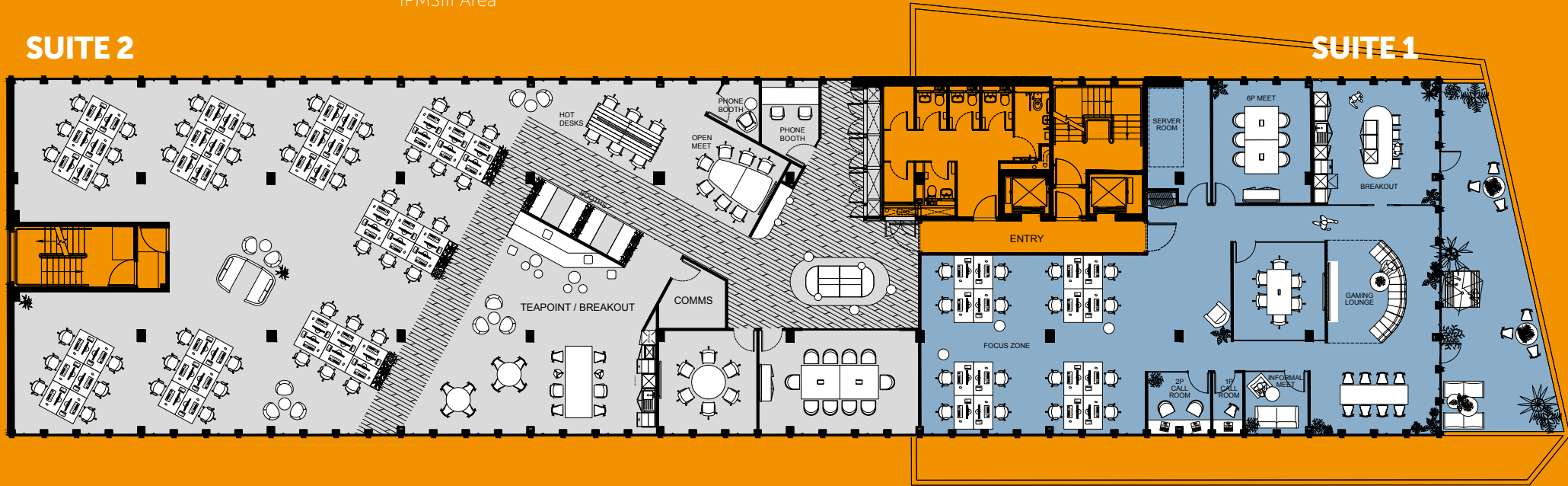



**EPC RATING
A (24)**

AVAILABLE SPACE

FIRST FLOOR	SQ FT	SQ M
Suite 1	2,763	257
Suite 2	5,589	519
Whole Floor	8,486	788


IPMSIII Area






DESIGNED FOR THE NEEDS OF TODAY'S OCCUPIERS





BUILDING AMENITIES

255 HIGH STREET PROVIDES YOUR BUSINESS WITH THE FLEXIBILITY TO CREATE AN EXCEPTIONAL WORKING ENVIRONMENT



**LIGHT AND OPEN
FLOOR PLATE**



**CONCIERGE
SERVICES**



**COMMUNAL
ROOF TERRACE**



**SMART BUILDING
SYSTEMS**



**TWO PASSENGER
LIFTS**




**9 COVERED CAR
PARKING SPACES
(1:932 SQ FT)**



**44 SECURE
BICYCLE SPACES**



**SHOWERS
& LOCKERS**



SPECIFICATION

GENERAL DESIGN

Floor to soffit height

1st-2nd floor: 2.7 m

3rd-5th floor: 2.8 m

Structural grid

Floors have clear spans of between 5.5 m and 3.8 m

Floor loadings

2.5 kN/m² + 1.0 kN/m²

Means of escape

Design density for means of escape is 1:6 m²

WC design density

Unisex toilets at a density of 1:8 m² per person.

Each floor provides 1 unisex disabled WC.

VEHICULAR ACCESS PROVISION

The building's car park is accessed from Dene Road.

Bicycle parking

44 secure bicycle spaces at ground level.

Shower and changing facilities

Facilities are provided, including a unisex disabled shower and lockers.

VERTICAL TRANSPORTATION

Lift design density

Lifts to all office floors are BCO compliant at a density of 1:8 m² per person.

Lifts

1 x 10 person 800kg

1 x 8 person 630kg

INTERNAL FINISHES

Entrance hall and reception

The reception space comprises of a generous height entrance hall leading to the lifts.

The interior of the reception is finished with natural limestone floors and contemporary feature walls.

Offices

The offices are completed to Category A specification include:

- Metal tiled raised access floor
- Typical office raised floor of 100mm
- Exposed steel beams
- Exposed services
- High efficiency up and down lighting
- Painted monolithic ceilings
- Plasterboard down stand perimeters
- White emulsion painted internal walls

The building utilises an exposed structure and services strategy that delivers a contemporary office environment.

ELECTRICAL SERVICES

Electrical supply

The building has a 500 kVa low voltage power supply.

Lighting 12W per m²

Small power 25W per m² diversified to 15W per m² for building demand.

Fire detection

The building is provided with a fire alarm system compliant with BS 5839.

Security

CCTV within the ground floor entrance and car parking areas.

MECHANICAL SERVICES

Comfort cooling and heating

The office areas are provided with a Mitsubishi VRF AC System for heating and cooling.

Occupancy

1 person per 8 m²

Fresh air

Provided by way of openable windows.

Internal temperatures

Summer internal temperature (office floors)

24°C +/- 2°C

Winter internal temperature (office floors)

20°C +/- 2°C

Circulation space 18°C minimum

Tenant plant & risers

The building is provided with tenant roof plant and riser space to accommodate the tenant fit out.

SUSTAINABILITY

The scheme will achieve a BREEAM 'Very Good' rating.

Energy saving measures include:

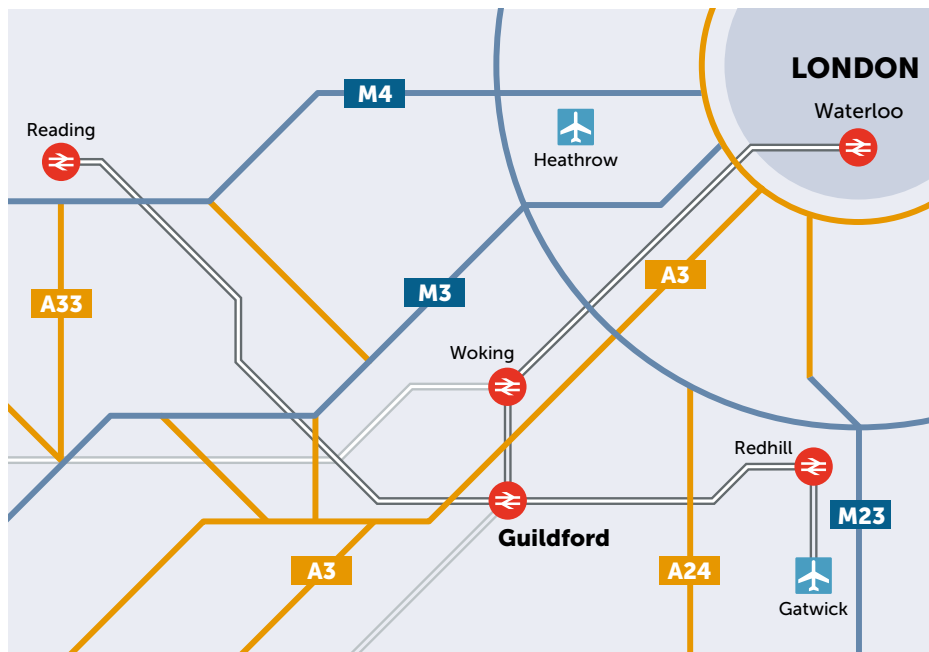
- High performance façade insulation
- High performance double glazing with good internal light quality
- Good acoustic performance through the façade
- VRF system for cooling and heating
- Low water use fittings
- Low energy LED lighting

LOCATION

ONE OF GUILDFORD'S MANY ADVANTAGES IS ACCESSIBILITY.

THE TOWN LIES JUST 35 MILES SOUTH WEST OF LONDON AND WITHIN EASY REACH OF HEATHROW AND GATWICK.

TRAINS RUN APPROXIMATELY EVERY 15 MINUTES BETWEEN GUILDFORD AND LONDON WATERLOO, WITH A FASTEST JOURNEY TIME OF 38 MINUTES.



1

mile to the A3
in both directions



10

minutes to Guildford
mainline railway station



38

minutes to London
Waterloo



Total travel time: 48 mins

40

minutes by train
to Gatwick



5

minutes to London
Road railway station



50

minutes to London
Waterloo



Total travel time: 55 mins

35

minutes to
Reading



36

minutes drive to
Heathrow



10

miles to the M25
junction 10



10

minutes to
The Friary bus station





Allianz

A3
LONDON
& M25

GREKE

CLYDE&CO



SURREY

A322

WOODBIDGE ROAD

A246

YORK ROAD

YORK ROAD

A246

EA
ELECTRONIC ARTS

A322

Friary
Bus Station

The Friary
Shopping Centre

IBDO

CHERTSEY STREET

255

WD
Western
Digital

Investec

EPSOM

GUILDFORD

SUPERMASSIVE
GAMES

highways
england

A3
PORTSMOUTH

White Lion
Walk
Shopping
Centre

NORTH STREET

HIGH STREET

Tunsgate Quarter
Shopping
Centre

Guildford Castle

HIGH STREET

SATNAV GU1 3BS

AMENITIES

- 1 Guildford Harbour Hotel**
4 star. Jetty restaurant, Long Bar, spa & gym, conference & meeting facilities
- 2 Mandalay Hotel**
3 star. Restaurant, bar, conference facilities
- 3 G Live** Entertainment venue, conference hall, restaurant
- 4 Yvonne Arnaud Theatre**
Leading regional theatre. Conference facilities, restaurant

EAT & DRINK

- 5 Rumwong**
- 6 The Long Bar & Grill**
- 7 Esquires**
- 8 Pizza Express**
- 9 Carmona**
- 10 Zizzi**
- 11 Starbucks**
- 12 Sushi Nara**
- 13 All Bar One**
- 14 Wagamama**
- 15 Olivo**
- 16 La Casita**
- 17 Giggling Squid**
- 18 Côte Bistro**
- 19 Bill's**
- 20 Positano**
- 21 Ivy Castle View**
- 22 The March Hare**
- 23 Blue Sardinia**

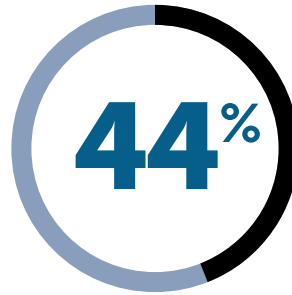
SMART

GUILDFORD IS A VIBRANT AND PROSPEROUS TOWN – ONE OF THE KEY COMMERCIAL CENTRES IN THE SOUTH EAST OF ENGLAND, MAKING IT HIGHLY ATTRACTIVE TO BUSINESS.

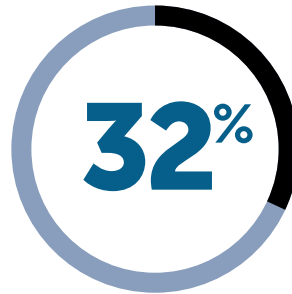
GUILDFORD'S STRENGTHS IN ACADEMIA, INNOVATION AND CONNECTIVITY HAS ATTRACTED A GROWING NUMBER OF PROFESSIONAL AND CREATIVE BUSINESSES.

IT IS ALSO HOST TO A EXPANDING CLUSTER OF HIGHLY REGARDED GAMING COMPANIES – TO THE EXTENT THAT GUILDFORD HAS BEEN CALLED "THE HOLLYWOOD OF GAMING".

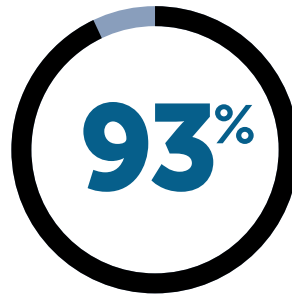
IT'S A SMART PLACE TO BE.



of employees working in Guildford have a degree or higher educational qualification (ONS).



of businesses in the Guildford area are knowledge-based (SCC).



of Surrey University graduates are in employment after six months (HESA 2017).



Guildford ranks as the 4th most highly educated town in the UK (UK VITALITY INDEX 2018).

5G is coming.

The University of Surrey's internationally recognised 5G Innovation Centre is unrivalled in the world for its scale and technology.


Its membership of 26 corporates and 42 SMEs make it the largest industry grouping of its kind in the world, and a powerful magnet for inward investment.




& VIBRANT




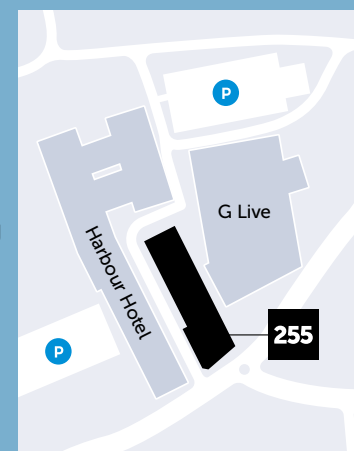
By kind permission of Komo





255 High Street is well located at the top of Guildford High Street and faces the four star **Harbour Hotel**, which offers a wide range of facilities – from fine dining to gym, bars, spa and conference space.

Immediately adjacent is **G Live**, a state of the art entertainment, conference and hospitality venue.



SATNAV GU1 3BS

**Lambert
Smith
Hampton**

TIM SHAW

tgshaw@lsh.co.uk
+44 (0)7834 626 792

ELLIOT HOPE

ehope@lsh.co.uk
+44 (0)7860 506 885

lsh.co.uk

savills

OLIVIA FRYER

olivia.fryer@savills.com
+44 (0)7951 041788

PIP EDWARDS

pip.edwards@savills.com
+44 (0)7816 184 021

savills.co.uk

A DEVELOPMENT BY



BELTANE
WWW.BELTANEGLOBAL.COM

Misrepresentation Act 1967: Whilst all the information in these particulars is believed to be correct, neither the agent nor their client guarantee its accuracy nor is it intended to form part of any contract. All areas quoted are approximate. Brochure date of issue June 2025.